

DARREN CRUGLWYN OS 162 055

A small unquarried pennant sandstone crag in the Sirhowy valley; west-facing, quick-drying – and reached by quite the most pleasant walk. (A contrast to its shady midge-filled bolted neighbour opposite.)



Approach

Park with due respect in Bedwellty Pits (it is easy to find parking without nicking residents' spaces). Take the RoW northeastwards crossing the Sirhowy River on a footbridge. Turn right and take a faint path (not a RoW) along the east bank of the river before ascending the steep hillside to the crag (you're essentially aiming for the huge wind turbine on Manmoel above the crag). Alternatively (if you want to stick to RoWs), after the bridge follow the path eastwards around a farmhouse on the right to emerge on the hillside north of the crag: then follow paths contouring the hillside – adding 10 minutes to your walk. The crag is located on Access Land.

Ethic

Soloing, Trad, Bouldering

Lower Tier: Northern Buttress

1 **Owls of Fear** 6m V Diff (27.12.2016)

Climb the wide crack left of centre – and get ready for a fright.

FA Martin Crocker (o-s solo)

2 **Club Tropicana** 7m E1 5a (27.12.2016)

Skirt the overhang on the left pulling up right onto the wall. Climb up to mantel out using a big pinch over the top. Some cam placements look possible.


FA Martin Crocker (solo)

3 **Leia** 6m E1 5b (27.12.2016)

Climb up under the overhanging arête using holds to its left and a foot-lock – fun.

FA Martin Crocker (o-s solo)

To the south past some minor buttresses is a better one with a roof at 5 metres.



4 ***Rockin' All Over the World** 7m HVS 5a (27.12.2016)


Rompily good, with cam gear too. Lead grade. Climb the centre of the wall and pull over the roof on good holds. Mantel out.

FA Martin Crocker (solo)

5 **Watership Down** 7m Diff (27.12.2016)

Climb rightwards up the face and finish up the arête.


FA Martin Crocker (o-s solo)



There are further buttresses just to the south but with limited technical interest.

Upper Tier

About one third way along the upper tier is a fine rectangular tower, its routes making a visit to the crag well worthwhile.



6 **Easter Bunny** 6m V Diff (13.4.2017)

The corner-crack on the left with a slightly traumatizing exit if soloing.

FA Martin Crocker (o-s solo)

7 ****For Betty** 7m E2 5a/b (13.4.2017)

The unprotected left-hand arête. Pull straight over the overhangs onto the arête and move up onto the right-hand side. Now – using a delicate horizontal thread for right hand – make a balancy move up the arête to a break just below the top: mantel out. Exposed!

FA Martin Crocker (solo)

8 ***In the Church of Bella** 7m HS 4a (13.4.2017)

Climb the crack right of centre: protectable.

FA Martin Crocker (solo)

9 **Together Again** 6m E1 5a (13.4.2017)

Climb the impending right-hand rib (bad landing), and hand traverse the lip leftwards to exit up the previous route.

FA Martin Crocker (solo)

One hundred meters right is another coherent buttress with *in-situ* ravens' nest (empty in the 2017 breeding season, but please check the situation from the slope opposite before climbing). The two routes take the drastically overhanging keel on the left.

10 **Ravens of Redemption** 6m E1 5b (13.4.2017)

Evil. Climb steeply up the red rib left of a pedestal at 2 metres into a short hanging hand crack. Mantel carefully up right to escape.

FA Martin Crocker (solo)

11 **World's first Gay Mearcat** 6m E3 5b (13.4.2017)

A fairly terrifying exit, best inspected on a top-rope first (given the huge drop and a few shaky plates). Climb steeply onto the right-hand side of the pedestal. Take large holds above and – helped by a weird finger-jam – make an airy mantel out.

FA Martin Crocker (solo)

